

# Budget Overview

PLAC

11/21/19

# Overall Budget

<b>FY20 Budget</b>	<b>\$19,898,860</b>
Acquisitions	\$5,856,454
Salaries	\$10,748,657
Operating	\$206,187
Travel	\$87,500
Student Labor	\$271,098
<i>Subtotal</i>	<i>\$17,169,896</i>
*"Salary Savings"	\$2,728,964



# Acquisitions


	FY20 Allotment
Collection Support	\$ 981,403.00
Databases	\$ 1,691,300.00
Ebook packages	\$ 16,011.00
E-journals	\$ 2,743,755.00
Print Subscriptions & Standing Orders (PSSO)	\$ 94,276.00
Streaming	\$ 5,000.00
RCL PSSOs	\$ 7,372.00
Special Collections PSSOs	\$ 4,198.00
Monographs	\$ 301,400.00
	<b>\$ 5,844,715.00</b>

- Received additional \$1M from Provost's office for collections
- Allotment for FY20 built in an increase for databases and ejournals



# Operating

Pool	\$135,880
Dues	\$6,750
Postage	\$5,000
General Repairs/Maintenance	\$32,707
Catering	\$2,000
Printing & Binding	\$1,150
General Supplies	\$14,200
Phones	\$8,500
<b>Total</b>	<b>\$206,187</b>



# Student Labor

<b>FY20 Student Labor</b>	
Operating Budget	\$271,098
Planned Encumbrance	\$582,700
Impact on Salary Savings	(\$311,602)

## Challenges

- Planned student labor expenditures is highly variable depending on federal work study
- Rise in minimum wage will have an impact



# Salary Savings Usage

Salary Savings Revenue - Salary Savings Expenditures = **?\$?**

- Vacant Positions
- Positions replaced at lower cost

- Filling Vacant Positions
- Positions replaced at higher cost
- Search and Hiring Process
- PRAC and one-time adjustments
- Recissions
- Special Payroll
- Professional development
- Student Labor
- “End of year” purchasing

- Ideally \$0
- Or < max carry over

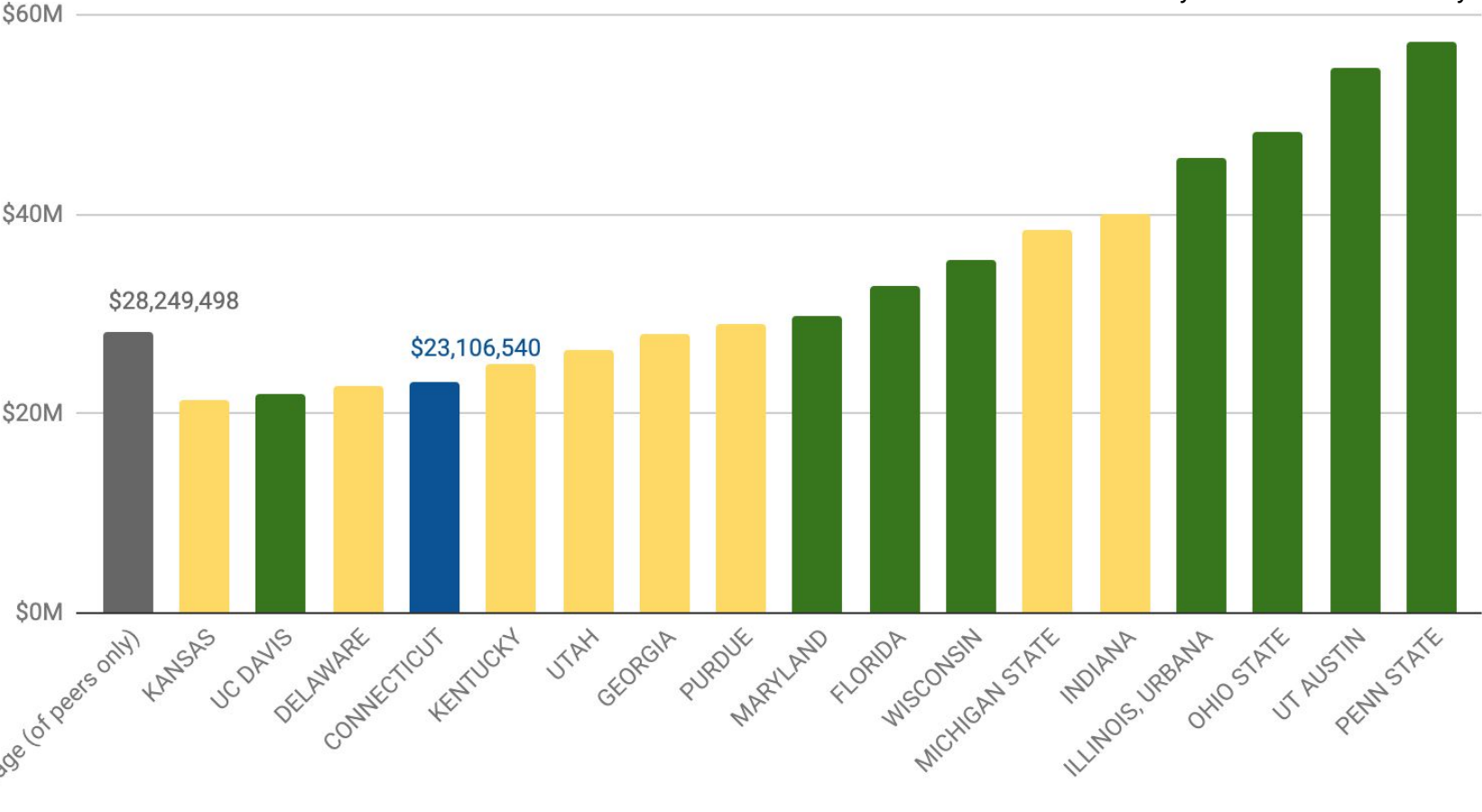


# UConn Library Budget Trends & Comparisons

---

# Total Library Expenditure

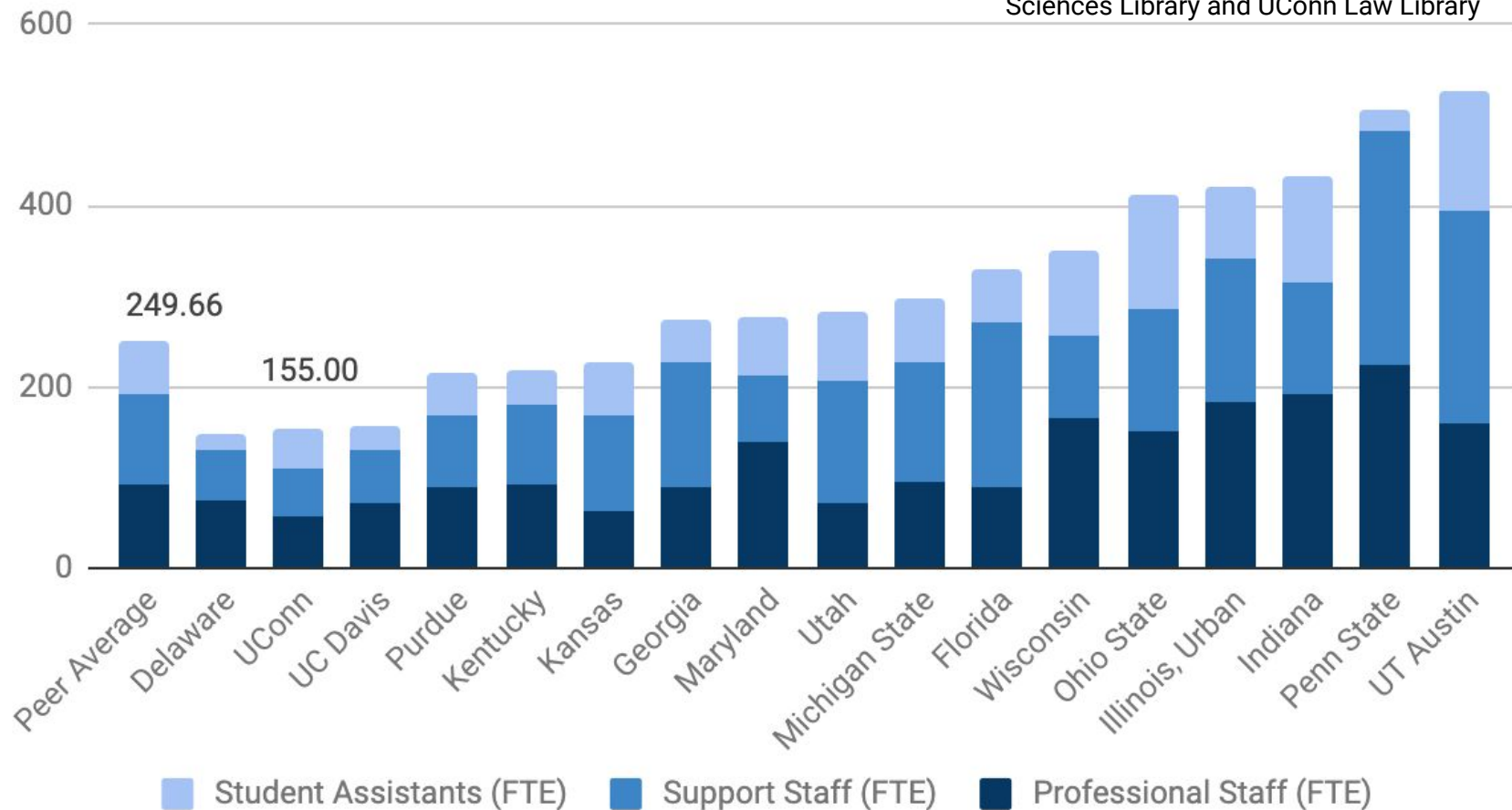
\*From the 2018 ARL statistics, UConn compared with our peers and aspirant peers (as set by OIRE). Data includes UConn Health Sciences Library and UConn Law Library



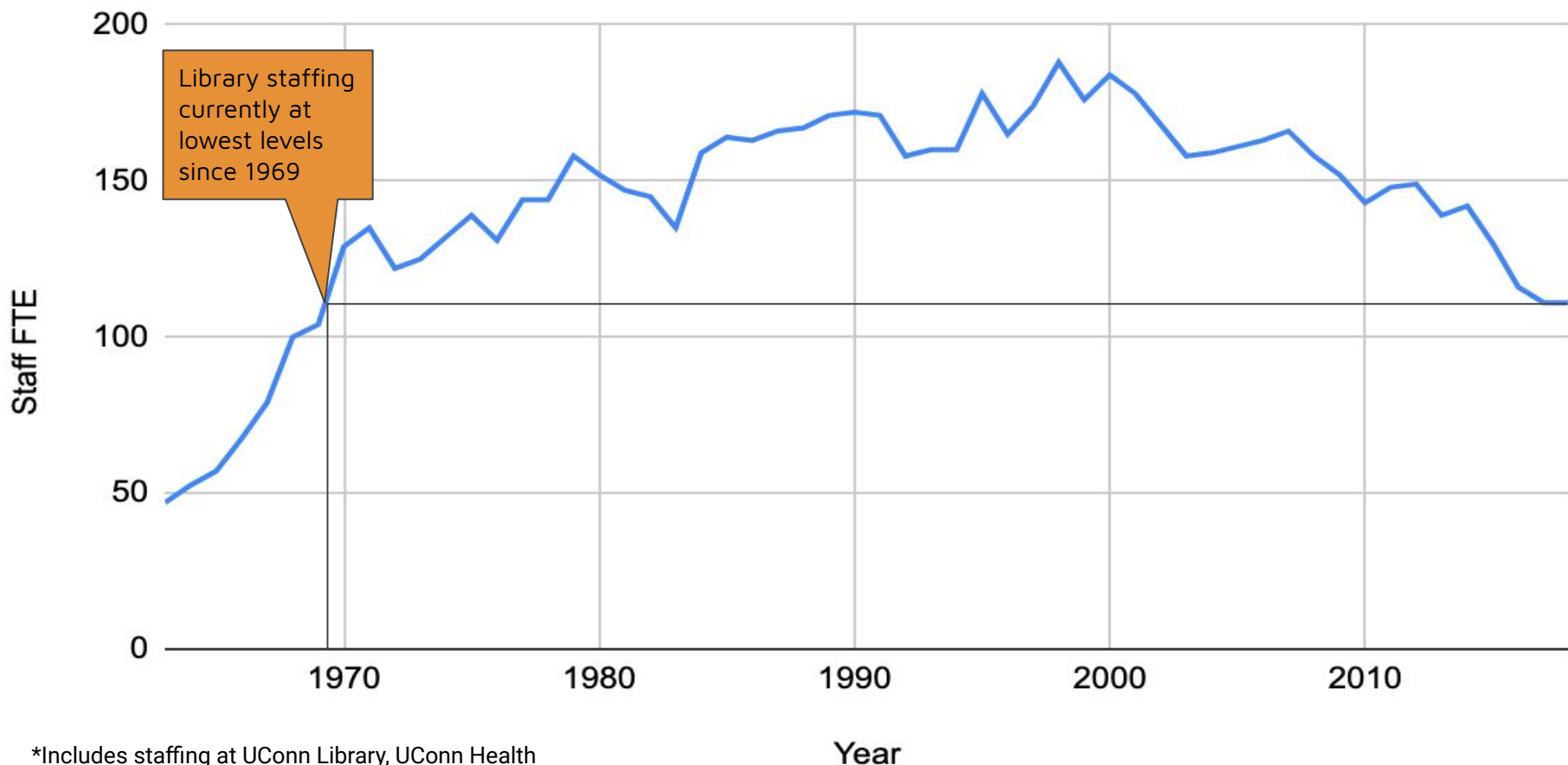


# Library Staffing Comparison

\*From the 2018 ARL statistics, UConn compared with our peers and aspirant peers (as set by OIRE). Data includes UConn Health Sciences Library and UConn Law Library

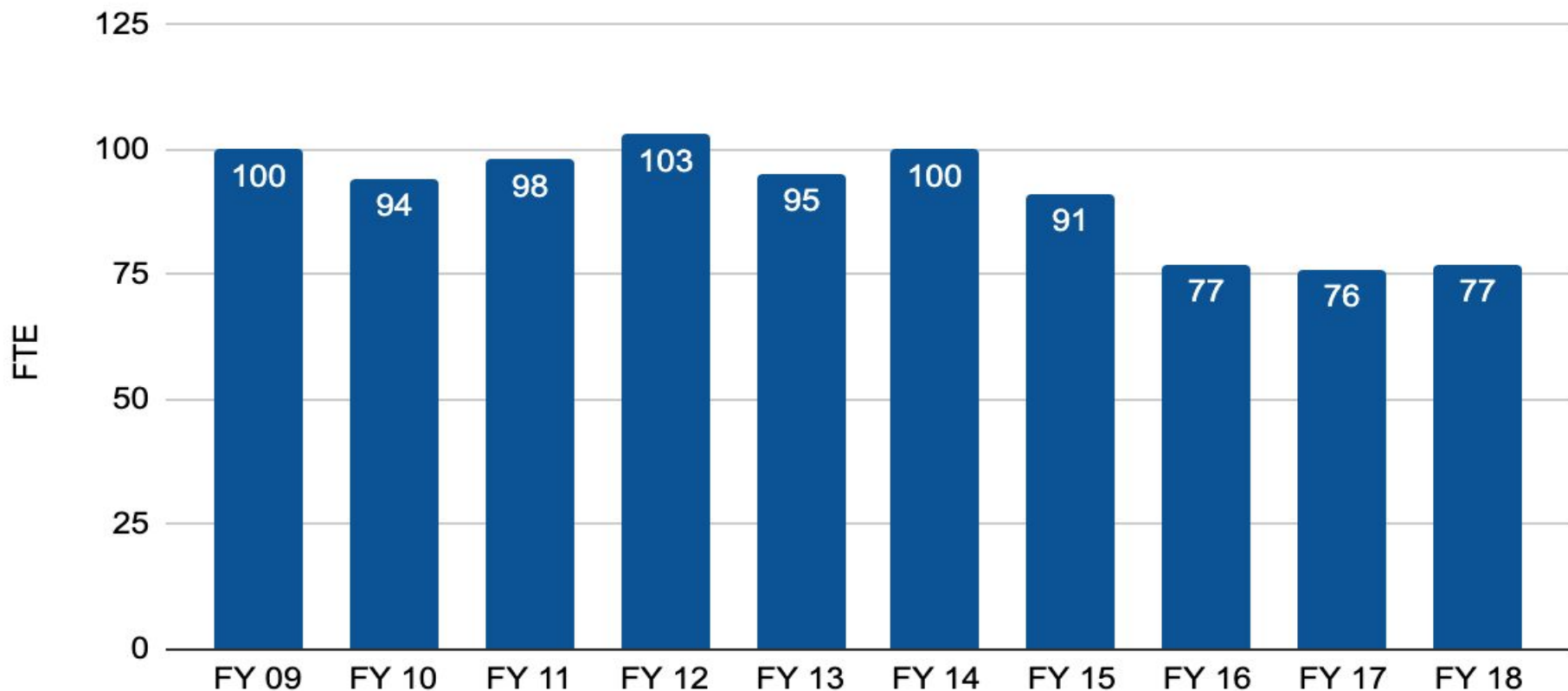


# Staff FTE vs. Year



\*Includes staffing at UConn Library, UConn Health Services Library, and UConn Law Library

# Staffing Trends for UConn Library

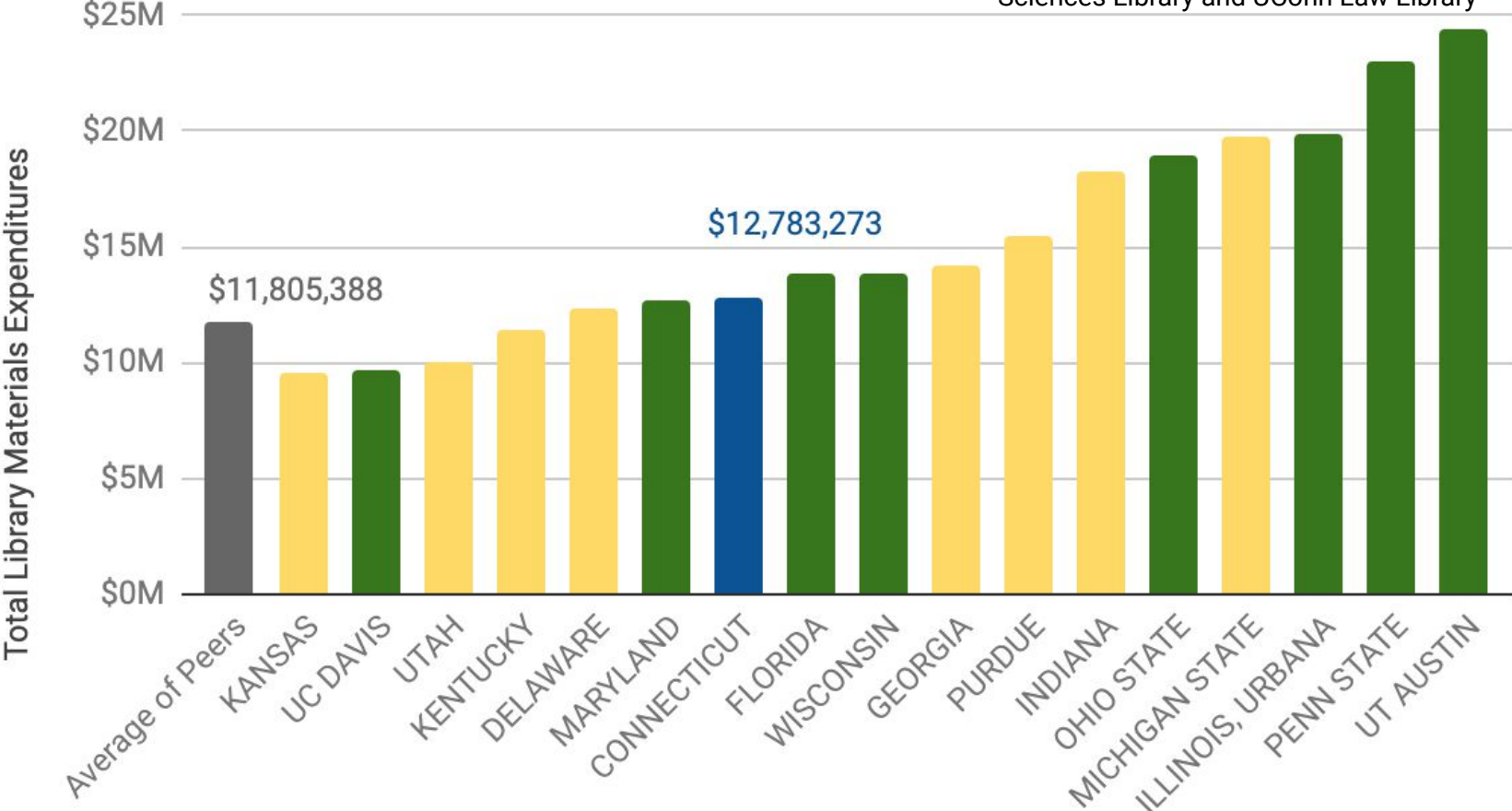


\*Only reflects staffing at Archives & Special Collections, Avery Point, Hartford, Homer Babbidge, Music and Dramatic Arts, Pharmacy Stamford, and Waterbury libraries

Year

# Library Materials Expenditures

\*From the 2018 ARL statistics, UConn compared with our peers and aspirant peers (as set by OIRE). Data includes UConn Health Sciences Library and UConn Law Library



# FY20 Challenges & Directions

## Challenges

- There is limited operational budget
- Because of this, many things come out of salary savings
- We are significantly understaffed

## Strategic Directions

- Create or update policies and workflows for professional development, travel, facilities, and equipment requests
  - More effective usage of salary savings and better tracking of it
- 